



Monthly Bulletin for Consumer Price Index and Inflation in Syria

Issue (11) – November 2023



Preface

The bulletin provides an independent assessment of consumer prices and inflation rates in all Syrian regions based on a monthly survey of consumer prices carried out by the Syrian Center for Policy Research (SCPR) since October 2020. The SCPR had developed a methodology for building a price index based on components of the consumer basket, weighting, and market selection (See [SCPR's Consumer Price Index in Syria](#))

This bulletin presents the findings of the monthly consumer price survey and the changes in the Consumer Price Index (CPI) for **November 2023** (with 2021 as the base year) broken down by region and the major consumption groups. Based on the CPI changes, the bulletin provides an estimate of the cost of living and poverty lines at the local level in all Syrian regions.

Contents

Preface	1
List of Tables	3
Table of Figures	3
Acronyms and Abbreviations	4
1. Inflation in Syria, November 2023	5
2. Inflation by Governorate	7
3. Contributors to Inflation.....	9
4. Wages in Syria, November 2023.....	11
Appendix	14

List of Tables

Table (1): Monthly consumer price inflation in Syria for November 2023 by consumption group (base year 2021 =100)	5
Table (2): Average monthly wages in Syria during November 2023	11
Table (3): Real Wages Monthly Growth in Syria in October 2023	11
Table (4): Monthly wage gap from poverty lines in Syria during October 2023	13

Table of Figures

Figure (1): Monthly inflation (M-o-M) of consumer prices in Syria during November 2023.....	7
Figure (2): Change in the unofficial exchange rate of the SYP and the TL against the USD during November 2023	8
Figure (3): Change in the official exchange rate of the SYP against the USD during November 2023	8
Figure (4): Contribution of major consumption groups to the monthly inflation rate (M-o-M) for November 2023	9
Figure (5): Contribution of major consumption groups to the monthly inflation rate (M-o-M) for November 2023 by areas of control	10
Figure (6): Monthly poverty lines in Syria during November 2023	12

Acronyms and Abbreviations

AA	Autonomous Administration
CPI	Consumer Price Index
GoS	Government of Syria
M-o-M	Month on month
SCPR	Syrian Center for Policy Research
SIG	Syrian Interim Government
SSG	Syrian Salvation Government
SYP	Syrian Pound
TL	Turkish Lira
USD	United States Dollar
Y-o-Y	Year on year

1. Inflation in Syria, November 2023

In November 2023, the general CPI achieved annual inflation (Y-o-Y) of 144.6 per cent and monthly inflation (M-o-M) of 2.6 per cent.

The Communications Group recorded the highest monthly inflation level in November 2023 at 23.2 per cent, with the Syrian Telecommunications and Post Regulatory Authority raising the prices of the basic tariff for cellular communications services by a rate ranging between 25 and 35 per cent and the prices of fixed communications and Internet services by 30 per cent due to its impact on the rise in fuel derivatives prices and the exchange rate, as stated in its statement, knowing that this increase is the second increase in 2023 after May.

Table (1): Monthly consumer price inflation in Syria for November 2023 by consumption group (base year 2021 =100) and (inflation in percentages)

#	Group	October 2023 index	November 2023 index	Monthly Inflation (M-o-M)
	All commodities	530.8	543.8	2.5%
1	Food and non-alcoholic beverages	546.1	551.7	1.0%
2	Tobacco	432.6	435.9	0.8%
3	Clothes and shoes	563.5	605.6	7.5%
4	Housing, water, electricity, and other fuel oils	574.7	587.4	2.2%
5	Household equipment, supplies, and maintenance	540.4	567.6	5.0%
6	Health	481.2	507.9	5.5%
7	Transportation	592.0	602.9	1.8%
8	Communications	216.9	267.2	23.2%
9	Entertainment and culture	515.2	547.7	6.3%
10	Education	475.3	494.1	4.0%
11+12	Various commodities and services	508.4	523.9	3.0%

Source: Syrian Center for Policy Research, Monthly consumer price survey in Syria 2023.

The Clothes and shoes group recorded a high monthly inflation rate in November 2023, at 7.5 per cent. The average price of a wool sweater reached SYP 173000 within Syria, as the official shirt for men reached SYP 143000, the blended cotton shirt for women reached SYP 139000, and a pair of jeans for boys reached SYP 107000. It is worth noting that the Syrian government has extended permission for spinning mill owners to import ginned cotton for an additional six months. The reason for the increase in clothing prices for the second month in a row is the increase in the prices of materials used in making clothing due to the complexities of the work mechanism followed by the Ministry of Economy and Foreign Trade regarding the import process (via the platform), on the one hand, and the increase in the prices of energy carriers, such as electricity, diesel, and fuel. At the end of October 2023, the Ministry of Internal Trade and Consumer Protection set the price of free diesel allocated to the industrial sector at SYP 12430 and raised the price of a ton of fuel to SYP 7.9 million, and the price of liquid gas to SYP 10.68 million per ton. The price of electricity (one kWh) for industrial use has reached SYP 220 since September 2023 instead of SYP 100. It reached SYP 600 for industrialists, who are fully or partially exempt from rationing.

The prices of the Shoe group also increased by 11 per cent during October 2023, bringing the average synthetic leather shoe price to SYP 14,000 within Syria and an imported sports shoe to SYP 330000.

The Entertainment and culture group recorded a monthly inflation of 6.3 per cent during November 2023 compared to October 2023. The price of a 32-inch smart TV screen increased to SYP 2.3 million, and a laptop for a civil engineering student reached SYP 10.3 million.

The Health group also recorded monthly inflation of 5.5 per cent, as the fees for a specialist doctor visit (cardiologist) reached SYP 48000, and the fees for a dentist (pulling a nerve with a filling) reached SYP 262000. The expenses of staying in a private hospital have increased to SYP 380000 for one night.

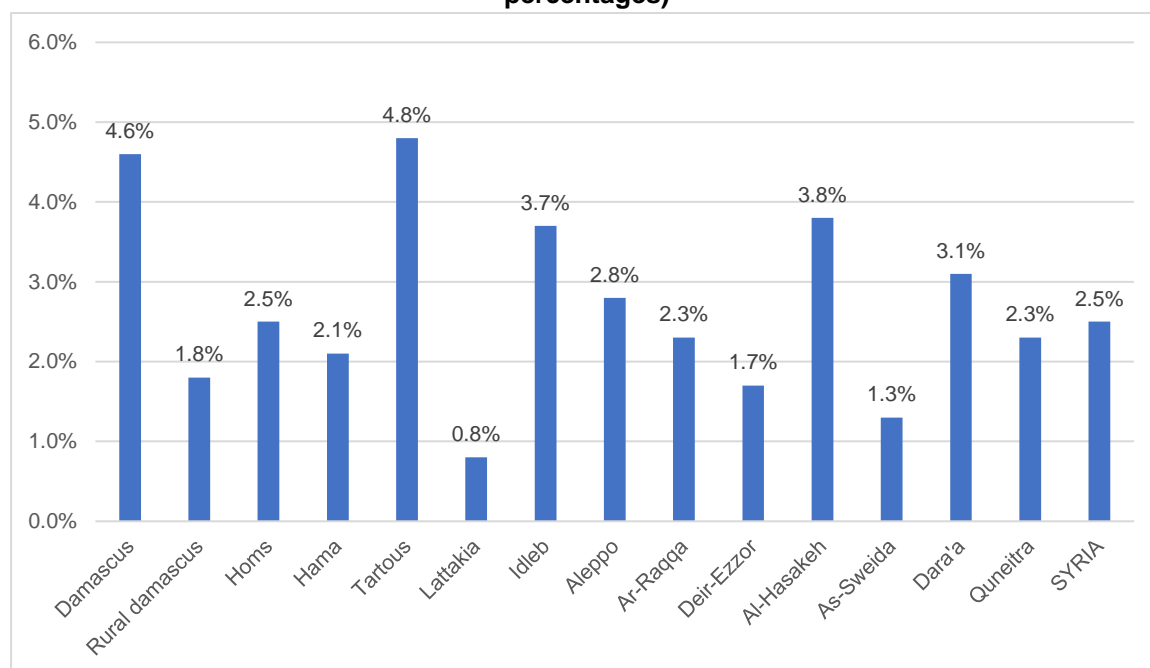
The Household equipment, supplies, and maintenance group recorded a monthly inflation of 5 per cent. The average gas stove price (4 burners) rose to SYP 3.2 million within Syria, and an automatic washing machine price (7 kg, 1200 rpm) reached SYP 6.9 million.

2. Inflation by Governorate

In November 2023, the governorate of Tartous and Damascus marked the highest monthly inflation rate, at 4.8 and 4.6 per cent for each. The governorate of Lattakia recorded the lowest monthly inflation rate in November 2023, at 0.8 per cent.

The Syrian Interim Government (SIG) and the Syrian Salvation Government (SSG) led in monthly inflation (M-o-M) across all commodities and services in November, recording a rate of 4 per cent. Following closely, the Autonomous Administration (AA) areas recorded a 3.3 per cent inflation, while the Government of Syria (GoS) areas recorded a 2.4 per cent inflation.

Figure (1): Monthly inflation (M-o-M) of consumer prices in Syria during November 2023 (in percentages)

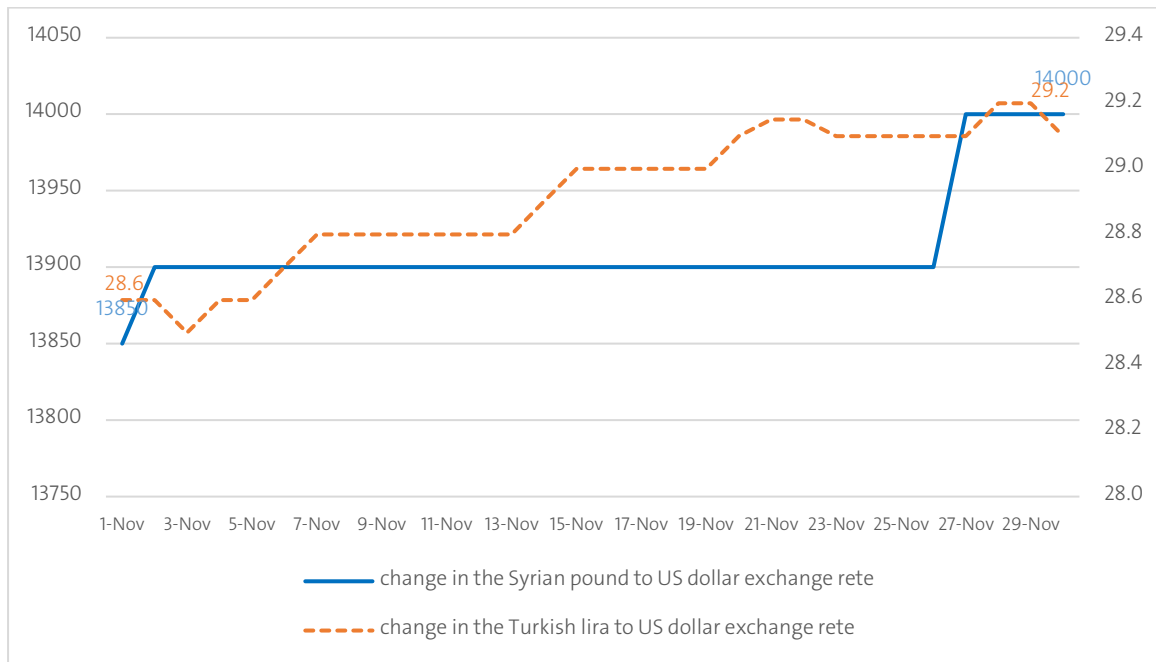


Source: Syrian Center for Policy Research, Monthly consumer price survey in Syria 2023.

There was a decline in the exchange rate of the Syrian pound against the US dollar during November 2023 by 2.4 per cent (monthly average), as the Syrian pound maintained an exchange rate of SYP 13900 per USD most days of the month, and it rose on November 26 to SYP 14000 per USD. During November 2023, the exchange rate of the Turkish lira declined by 2.9% against the US dollar compared to the previous month's average. The value of the Turkish lira reached TL 29.2 per USD at the end of the month compared to TL 28.5 at the beginning of the month.¹

¹ The Turkish Central Bank raised the interest rate from 35 per cent to 40 per cent on November 23, 2023.

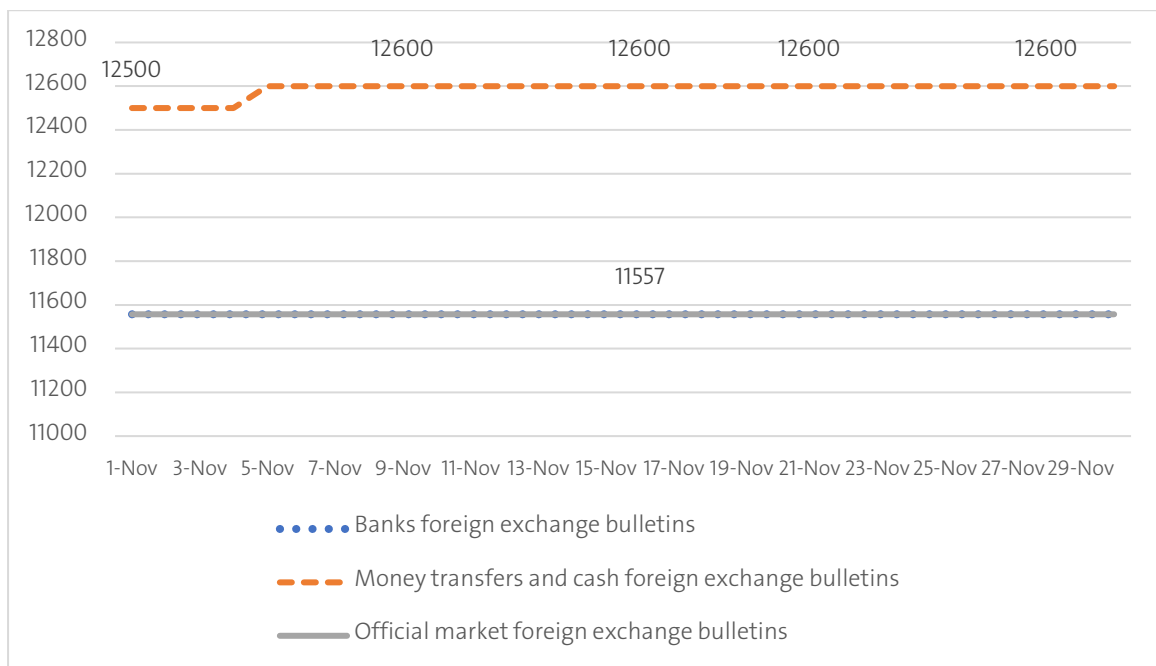
Figure (2): Change in the unofficial exchange rate of the SYP and the TL against the USD during November 2023



Source: Syrian Center for Policy Research, Monthly consumer price survey in Syria 2023.

The Central Bank of Syria fixed the exchange rate of the Syrian pound against the dollar according to the money transfers and cash foreign exchange bulletins during November 2023 at an exchange rate of SYP 12600 per USD, and the bank's foreign exchange bulletins rate remained at SYP 11557 per USD throughout the month.

Figure (3): Change in the official exchange rate of the SYP against the USD during November 2023

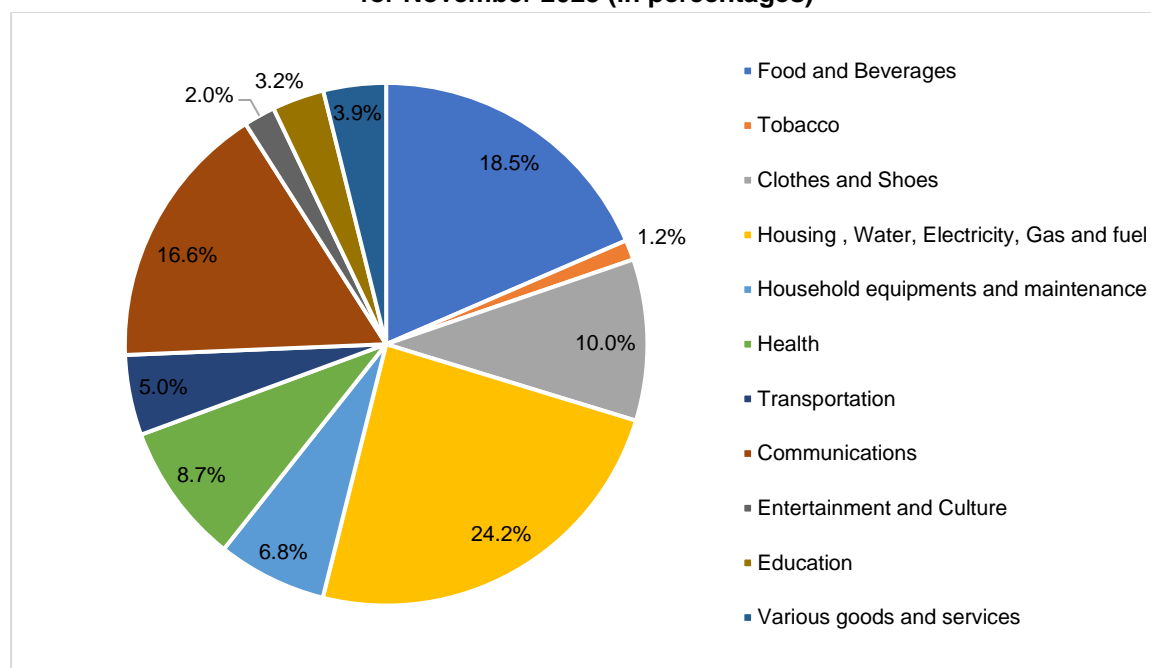


Source: Central Bank of Syria, daily bulletins of banks' foreign exchange rates, money transfers, and cash foreign exchange.

3. Contributors to Inflation

In November 2023, the Housing, water, electricity, gas, and other fuel oils group² contributed significantly to the monthly inflation (M-o-M) with 24.2 per cent, making up 24 per cent of the total, followed by the Food and non-alcoholic beverages group with a contribution of 18.5 per cent, trailed by the Education group at 10.2 per cent, trailed by the Clothes and Shoes group at 16.6 per cent.

Figure (4): Contribution of major consumption groups to the monthly inflation rate (M-o-M) for November 2023 (in percentages)



Source: Syrian Center for Policy Research, Monthly consumer price survey in Syria 2023.

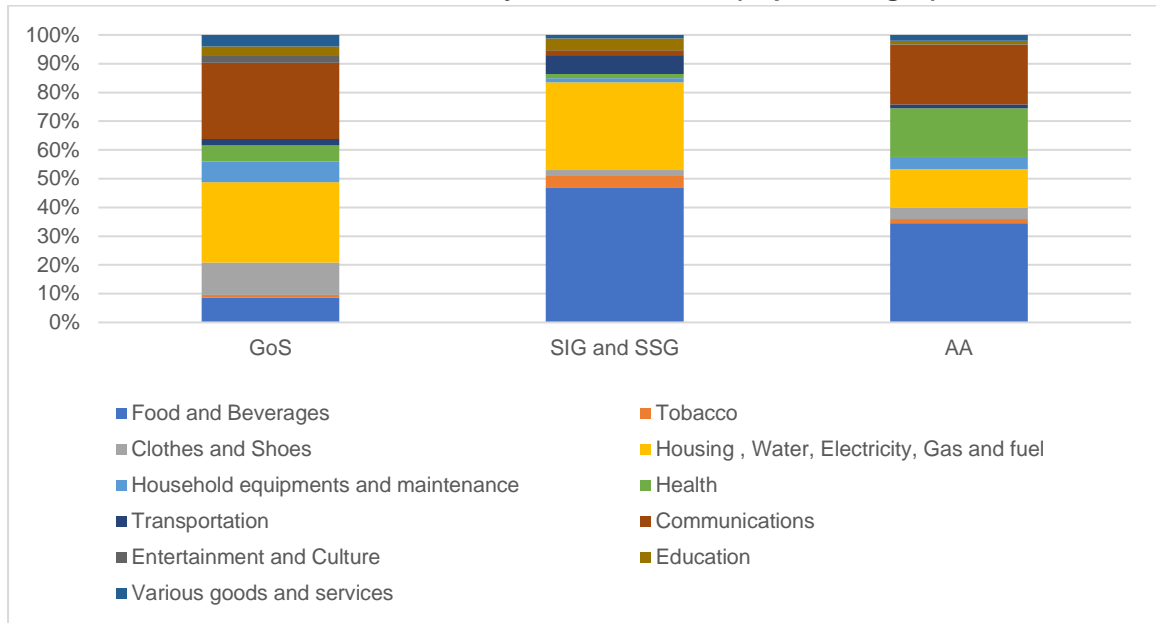
The Food and non-alcoholic beverages group contributed the most to the monthly inflation in the SIG and SSG areas, at 47 per cent, while contributed 34.5 per cent in the AA areas and 8.7 per cent in the GoS areas. It is worth noting that the Syrian Ministry of Internal Trade and Consumer Protection raised the price of a loaf of bread for the segment excluded from support from SYP 1250 to SYP 3000 (by 140 per cent). In November 2023, the SSG decided to reduce the weight of a bundle of bread from 420 grams to 390 while keeping its price at TL 5 so that a kilogram of bread price became TL 12.8 instead of TL 11.9 (an increase of 7.5 per cent).

The Housing, water, electricity, gas, and other fuel oils group achieved the highest contribution to the monthly inflation of the AA areas during November 2023, at 30.6 per cent. The group contributed 30 per cent of the monthly inflation in GoS areas and 13.5 per cent in SIG and SSG areas.

The Communications group contributed 26.5 per cent of the monthly inflation in GoS areas and 20.7 per cent in the AA areas due to the increase in the prices of cellular communications used in the two regions.

² The contribution rate to inflation means the percentage of the contribution of each consumption group to annual inflation out of 100%.

Figure (5): Contribution of major consumption groups to the monthly inflation rate (M-o-M) for November 2023 by areas of control (in percentages)



Source: Syrian Center for Policy Research, Monthly consumer price survey in Syria 2023.

4. Wages in Syria, November 2023

In November 2023, the wages at current prices increased slightly within Syria. The average monthly salary stood at approximately SYP 520 thousand for a university-educated employee in the public sector at the start of their appointment. The wage in the private sector reached around SYP 684 thousand, while it counted in the civil sector at SYP 1.99 million.

Upon comparing wage levels between areas of control in Syria, it is evident that wages in both the public and private sectors in the SIG and the SSG areas are the highest, followed by wages in AA GoS areas. Furthermore, the wages of the public and private sectors were lower than in the civil sector, as wages in the private and public sectors were approximately 34 and 26 per cent in the civil one within Syria.³

Table (2): Average monthly wages in Syria during November 2023 (SYP)

	GoS areas	SIG and SSG areas	AA areas	Whole of Syria
A- Public sector workers				
Staff wages (professor)	726,696	6,260,385	3,090,000	1,766,453
Staff wages (university-educated)	207,667	1,506,408	1,060,000	519,748
Staff wages (4th band)	190,692	1,053,981	1,040,000	446,893
B- Private sector workers				
Company director salary	1,535,985	4,564,864	1,622,667	1,904,133
Shop worker salary	509,816	1,557,760	765,944	683,573
C- Civil sector workers				
Staff wages (university-educated)	960,909	5,477,837	3,911,667	1,990,127

Note: Employees' wages in the SSG areas are denominated in USD dollars or their equivalent in Turkish lira, and those in the SIG areas are paid in Turkish lira. The wage values in this table have been converted to the Syrian pound for comparison with other areas.

Source: Syrian Center for Policy Research, Monthly consumer price survey in Syria 2023.

The inflation that occurred in November 2023 led to a decrease in the real wages⁴ of workers in the public sector in GoS areas by 2.4 per cent compared to the previous month of October, for employees in SIG and SSG departments by 1 per cent, and for employees in AA departments by 3.2 per cent, while real wages for workers in the private sector in GoS areas increased during November 2023 by 2.13 per cent compared to October 2023, and in the civil sector wages increased by 3.4 per cent. On the other hand, real wages for workers in the private sector and civil sector in the AA areas decreased by 3.1 and 2.5 per cent, respectively, and in the SIG and SSG areas by 0.5 and 0.8 per cent.

Table (3): Real Wages Monthly Growth in Syria in October 2023 (Percentage)

	GoS areas	SIG and SSG areas	AA areas
Public sector workers	-2.37%	-1.02%	-3.16%
Private sector workers	2.13%	-0.49%	-3.14%
Civil sector workers	3.34%	-0.79%	-2.49%

Source: Syrian Center for Policy Research, Monthly consumer price survey in Syria 2023.

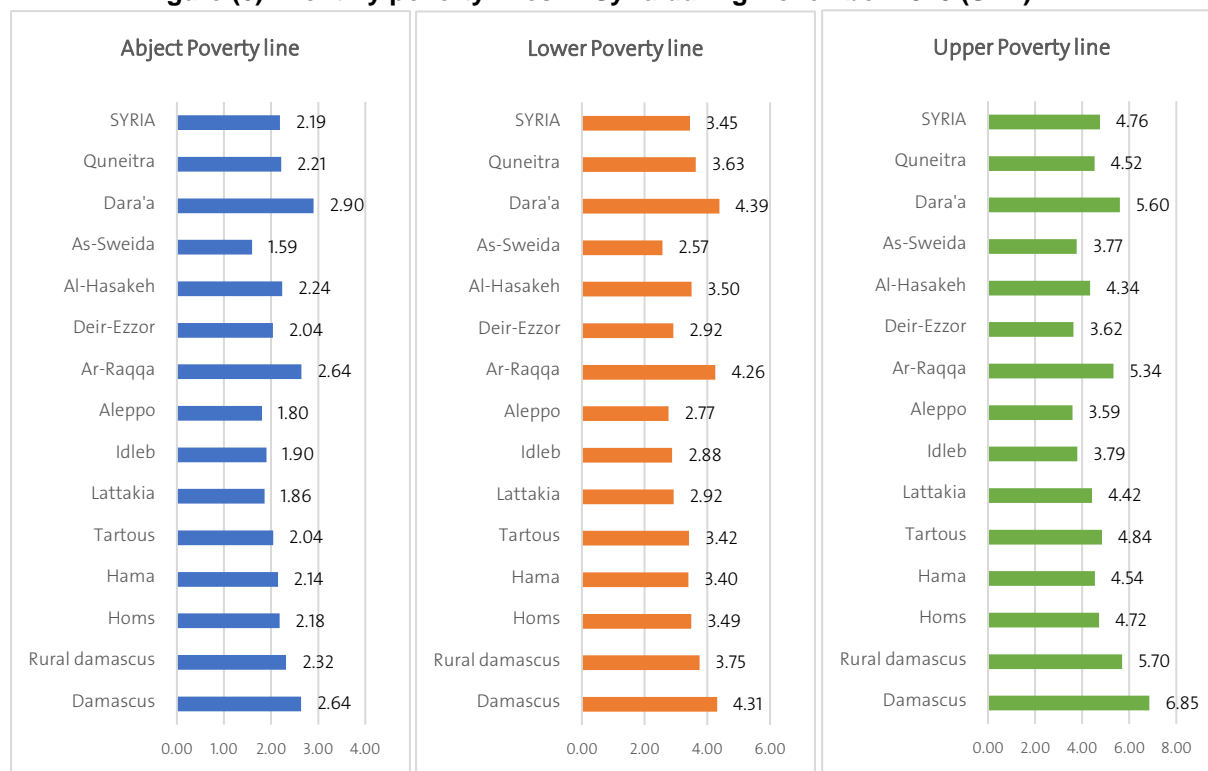
³ Although the wages of civil sector workers in the GoS areas are relatively high compared to public and private sector wages, they are lowly wages compared to the rest areas. It equates to 25 per cent of civil sector wages in the AA areas and 18 per cent in the SSG and SIG areas in September 2023.

⁴ تم حساب الأجور الحقيقية بقسمة الأجور بالأسعار الجارية على دليل الرقم القياسي لأسعار المستهلك. للتفاصيل أنظر: منظمة العمل الدولية. (2010). التقرير العالمي للأجور 2010-2011: سياسات الأجور في زمن الأزمات.

5. Poverty Lines in Syria, November 2023

In November 2023, the abject poverty line for families,⁵ serving as an indicator of food insecurity, rose to SYP 2.19 million per month, marking an increase of SYP 35 thousand from October 2023. The lower poverty line increased by SYP 55 thousand from the previous month to reach 3.45 million, while the upper poverty line saw an SYP 76 thousand increase, reaching 4.76 million. The highest values for poverty lines were recorded in the governorates of Ar-Raqqa, Dara'a, Rural Damascus, and Damascus, while As-Sweida, Aleppo, Lattakia, and Deir-Ezzor recorded the lowest poverty lines in November 2023.

Figure (6): Monthly poverty lines in Syria during November 2023 (SYP)



Source: Syrian Center for Policy Research, Monthly consumer price survey in Syria 2023.

Comparing areas of control shows that AA areas ranked the highest in abject and lower poverty lines in November 2023, where the abject poverty line reached SYP 2.33 million and the lower poverty line SYP 3.56 million. Following were the areas of the GoS with an abject poverty line of SYP 2.17 million and a lower poverty line exceeding SYP 3.43 million per month. Lastly, the SIG and the SSG areas had an abject poverty line of SYP 1.68 million and a lower poverty line above SYP 2.57 million. The GoS areas are ranked the highest level of the monthly upper poverty line during November 2023, reaching SYP 4.75 million, followed by the AA areas with an amount of SYP 4.45 million, and finally, the SIG and SSG areas with an amount of SYP 3.35 million.

⁵ The poverty lines (abject, lower and upper) were calculated by measuring the impact of inflation on the 2009 poverty lines.

A comparison between wages in current prices and monthly poverty lines reveals that the wage gap⁶ from the abject poverty line within Syria level in November 2023 reached about 76 per cent for a university-educated employee in the public sector, 69 per cent for a private sector worker, and 9 per cent for a civil sector worker. Notably, wages of civil sector workers in the SIG, the SSG, and the AA areas surpassed the abject poverty line by 230 and 68 per cent, respectively. However, the civil sector wages in the GoS areas were 56 per cent lower than the abject poverty line, highlighting the vast disparity between regions and the relatively high wages in the civil sector compared to others in the SIG, SSG, and AA areas.

Table (4): Monthly wage gap from poverty lines in Syria during November 2023 (in percentages)

	GoS areas	SIG and SSG areas	AA areas	Whole of Syria
A- Wage gap from the abject poverty line				
University-educated employees in the public sector	-90.4%	-10.6%	-54.5%	-76.3%
Private sector worker	-76.5%	-7.5%	-67.1%	-68.8%
Civil sector worker	-55.7%	+225.1%	+67.8%	-9.2%
B- Wage gap from the lower poverty line				
University-educated employees in the public sector	-93.9%	-41.3%	-70.3%	-84.9%
Private sector worker	-85.1%	-39.3%	-78.6%	-80.2%
Civil sector worker	-72.0%	+113.4%	+9.5%	-42.3%
C- Wage gap from the upper poverty line				
University-educated employees in the public sector	-95.6%	-55.1%	-76.2%	-89.1%
Private sector worker	-67.6%	+36.1%	-63.5%	-60.0%
Civil sector worker	-79.8%	+63.3%	-12.1%	-58.2%

Note: Negative (-) indicates a gap, and positive (+) indicates excess.

Source: Syrian Center for Policy Research 2023, Monthly consumer price survey in Syria.

⁶ Equals the relative difference between the monthly wage and the poverty line. ILO. For details, see [International Labour Organization. \(2013\). Equal Pay – an introductory guide.](#) Geneva.

Appendix

Appendix (1): Consumer Price Index in Syria by Major Consumption Groups in November 2023, (2021 = 100)

	Damascus	Rural Damascus	Homs	Hama	Tartous	Lattakia	Idleb	Aleppo	Ar-Raqqa	Deir-Ezzor	Al-Hasakeh	As-Sweida	Dara'a	Quneitra	SYRIA
All commodities	635	552	552	546	604	559	383	493	576	489	599	566	610	573	544
Food and non-alcoholic beverages	579	565	583	574	570	597	365	509	516	537	661	578	598	591	552
Tobacco	465	443	440	452	479	441	300	355	374	463	478	452	470	453	436
Clothing and footwear	598	593	475	630	667	775	407	472	858	521	931	819	541	537	606
Housing, water, electricity, gas, and other fuels	751	600	542	503	721	510	471	520	744	403	540	577	740	553	587
Household equipment and maintenance	784	586	637	733	650	586	276	378	576	555	791	609	710	735	568
Health	484	537	500	483	478	550	349	498	760	409	561	480	642	520	508
Transportation	825	590	628	606	565	703	449	556	501	534	601	676	605	743	603
Communications	321	323	322	321	322	323	197	342	330	326	335	317	319	317	267
Culture and entertainment	513	617	606	543	623	559	293	465	503	496	816	522	739	448	548
Education	543	425	522	469	686	374	461	383	675	429	698	446	536	477	494
Various goods and services	453	526	548	542	677	496	362	506	652	463	508	525	528	614	524

Source: Syrian Center for Policy Research, Monthly consumer price survey in Syria 2023.



scpr-syria.org
info@scpr-syria.org