



Monthly Bulletin for Consumer Price Index and Inflation in Syria

Issue (4) – April 2024



Preface

The bulletin provides an independent assessment of consumer prices and inflation rates in all Syrian regions based on a monthly survey of consumer prices carried out by the Syrian Center for Policy Research (SCPR) since October 2020. The SCPR had developed a methodology for building a price index based on components of the consumer basket, weighting, and market selection (See [SCPR's Consumer Price Index in Syria](#))

This bulletin presents the findings of the monthly consumer price survey and the changes in the Consumer Price Index (CPI) for **April 2024** (with 2021 as the base year) broken down by region and the major consumption groups. Based on the CPI changes, the bulletin provides an estimate of the cost of living and poverty lines at the local level in all Syrian regions.

Contents

Preface.....	1
List of Tables.....	3
Table of Figures	3
Acronyms and Abbreviations.....	4
1. Inflation in Syria, April 2024.....	5
2. Inflation by Governorate	7
3. Contributors to Inflation	9
4. Wages in Syria, April 2024	11
5. Poverty Lines in Syria, April 2024.....	12
Appendix.....	14

List of Tables

Table (1): Monthly consumer price inflation in Syria for April 2024 by consumption group (base year 2021 =100) and (inflation in percentages)	5
Table (2): Average monthly wages in Syria during April 2024.....	11
Table (3): Monthly wage gap from poverty lines in Syria during April 2024	13

Table of Figures

Figure (1): The price of Portland cement between the Syrian governorates during April 2024.....	6
Figure (2): Monthly inflation (M-o-M) of consumer prices in Syria during April 2024	7
Figure (3): Changes in the exchange rate of the SYP in the unofficial market and the exchange rate of the TL against the USD during April 2024	7
Figure (4): Comparison of changes in the exchange rate of the SYP against the USD in the black market between control areas during January 2024	8
Figure (5): Contribution of major consumption groups to the monthly inflation rate (M-o-M) for April 2024.....	9
Figure (6): Contribution of major consumption groups to the monthly inflation rate (M-o-M) for April 2024 control areas	10
Figure (7): Monthly poverty lines in Syria during April 2024	12

Acronyms and Abbreviations

AA	Autonomous Administration
CPI	Consumer Price Index
GoS	Government of Syria
M-o-M	Month on month
SCPR	Syrian Center for Policy Research
SIG	Syrian Interim Government
SSG	Syrian Salvation Government
SYP	Syrian Pound
TL	Turkish Lira
USD	United States Dollar
Y-o-Y	Year on year

1. Inflation in Syria, April 2024

In April 2024, the general CPI achieved an annual inflation (Y-o-Y) of 120.4 per cent and a monthly inflation (M-o-M) of 2 per cent. The Housing, water, electricity, and other fuel oils group recorded the highest monthly inflation rate in April 2024 at 4.6 per cent, House rents increased in all regions, with the average monthly rent for a house reaching SYP 1.09 million within Syria, with variations between the governorates.

Table (1): Monthly consumer price inflation in Syria for April 2024 by consumption group (base year 2021 =100) and (inflation in percentages)

#	Group	CPI in March 2024	CPI in April 2024	Monthly Inflation (M-o-M)
	All commodities	634.4	646.8	2.0%
1	Food and non-alcoholic beverages	634.6	634.6	0.0%
2	Tobacco	462.6	472.3	2.1%
3	Clothes and shoes	738.3	764.3	3.5%
4	Housing, water, electricity, and other fuel oils	698.3	730.8	4.6%
5	Household equipment, supplies, and maintenance	634.6	648.1	2.1%
6	Health	699.7	715.5	2.3%
7	Transportation	747.7	776.0	3.8%
8	Communications	235.6	221.2	-6.1%
9	Entertainment and culture	614.4	625.8	1.8%
10	Education	543.6	554.3	2.0%
11+12	Various commodities and services	604.0	622.1	3.0%

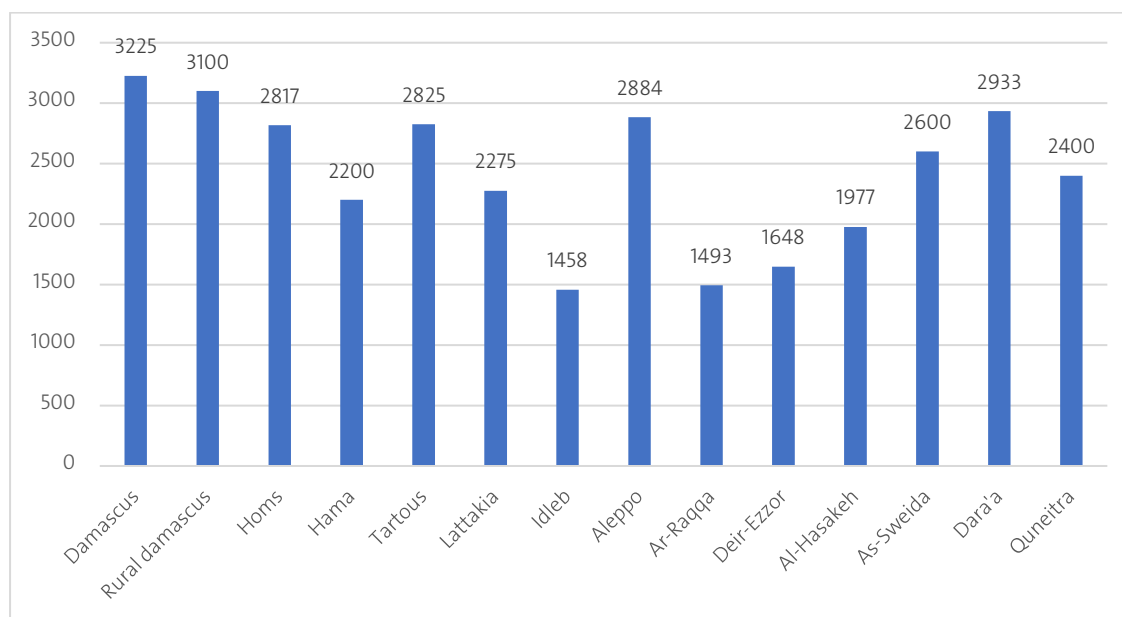
Source: Syrian Center for Policy Research, Monthly consumer price survey in Syria 2024.

Electricity prices rose from collective generators (amperes) with the increase in legalization hours in the public network and the high prices of diesel, so the price of kWh through the collective generators within Syria reached SYP 5800.

The prices of building materials, especially iron and cement, have also increased due to the rise in fuel prices.¹ The price of Portland cement has reached SYP 2400 per kg. A large discrepancy in cement prices is noted between the control areas, and the GoS areas are considered the highest in price, especially after the government imposed a fee on cement produced in the public and private sectors of SYP 8000 per ton for the benefit of the price adjustment fund in November 2023.

¹ The Ministry of Internal Trade and Consumer Protection in Syria set the price of a ton of fuel oil at SYP 8,690,595 on 15 April 2024, pursuant to [Decision No. 1001 dated 04/15/2024](#). (in Arabic)

Figure (1): The price of Portland cement between the Syrian governorates during April 2024 (Syrian pounds per kg)



Source: Syrian Center for Policy Research, Monthly consumer price survey in Syria 2024.

The Transportation group recorded a monthly inflation rate of 3.8 per cent in April 2024, with the Ministry of Internal Trade and Consumer Protection raising the price of a liter of subsidized gasoline in GoS areas to SYP 12000,² and delaying the delivery of fuel allocations to smart card holders, which raised the price of gasoline on the black market to SYP 19000 per liter. In addition, fuel shortages in the AA areas after a number of its oil fields were attacked by Turkey at the beginning of the year.

The Clothes and Shoes group recorded a monthly inflation of 3.5 per cent with the advent of Eid al-Fitr, as the price of a pair of boys' jeans reached SYP 150000, a men's wool sweater reached SYP 184000, and a women's mixed shirt reached SYP 185000.

The Food and non-alcoholic beverages group witnessed a stability in its prices after the end of Ramadan, and the prices of most sub-food groups decreased, such as the Legumes and vegetables group, whose prices decreased by 7 per cent with a decrease in the prices of local garlic, cucumbers and local eggplant. The prices of the Milk, cheese and eggs group also decreased with a decrease in the prices of plant-based eggs, so that the average price of a plate of eggs (2 kg) reached SYP 44000 within Syria after it was around SYP 56000 in the previous month, and the price of local cheese reached SYP 45000 per kg.

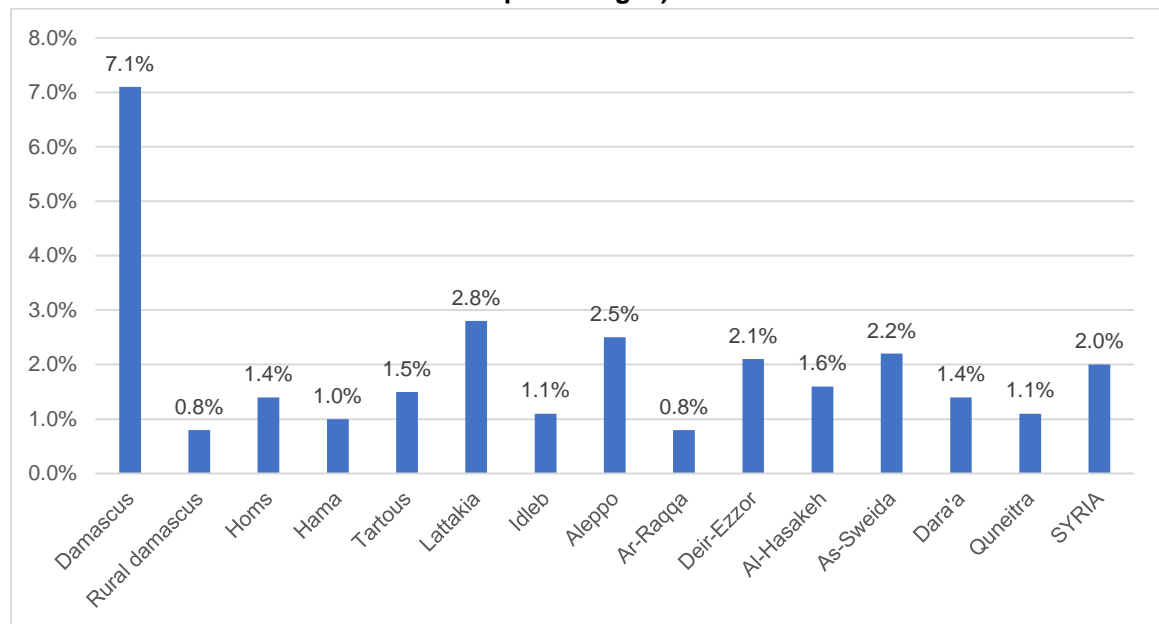
² The price was adjusted from SYP 11000 per liter to SYP 11500 on 15 April 2024, and on 29 April, the price was adjusted to SYP 12000. Source: [Directorate of Internal Trade and Consumer Protection, Damascus](#). (in Arabic)

2. Inflation by Governorate

The monthly inflation rate in all governorates ranged between 1 per cent and 3 per cent, with the exception of Damascus, which recorded a high monthly inflation rate with the advent of Eid al-Fitr, at 7.1 per cent, due to the rise in house rents, clothes and shoes prices.

The GoS areas recorded the highest monthly inflation rate (M-o-M) for all goods and services during April 2024 at 2.4 per cent, followed by the AA areas at 1 per cent, then the SIG & SSG areas at 1 per cent.

Figure (2): Monthly inflation (M-o-M) of consumer prices in Syria during April 2024 (in percentages)



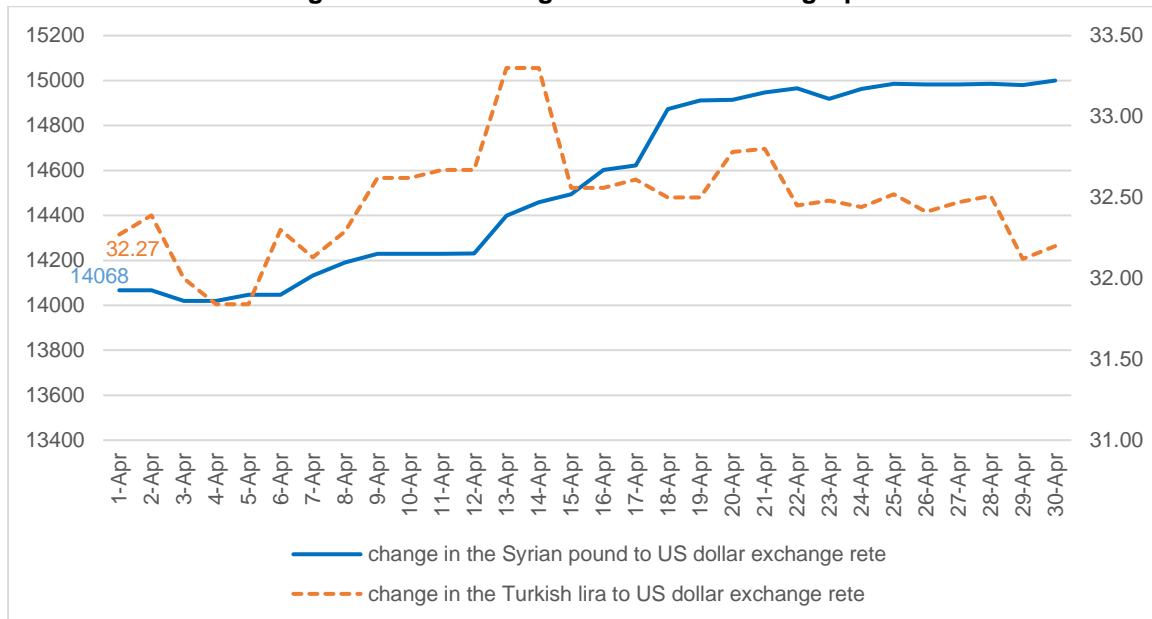
Source: Syrian Center for Policy Research, Monthly consumer price survey in Syria 2024.

There was a decline in the value of the Syrian pound against the US dollar by 3.2 per cent on April 2024 compared to the previous month, as the monthly average exchange rate of the Syrian pound against the USD reached SYP 14710 in April 2024 compared to SYP 14249 in March 2024. The exchange rate of Syrian pound closed at SYP 14980 per USD at the end of April 2024. On the other hand, the Turkish lira witnessed an improvement of its value in the Northwestern regions by 0.7 per cent Syria during April 2024, as the average exchange rate of the Turkish lira against the USD reached TL 32.5 per USD in April 2024 after it was around TL 32.7 in March 2024. The exchange rate of the Turkish lira closed at a price of TL 32.2 per USD at the end of April 2024.

The Central Bank of Syria raised the Money transfers and cash foreign exchange bulletin rate in mid-April 2024 to SYP 13500 per USD dollar instead of SYP 13400, and the bulletin price was fixed at this price, while the rate of the Official market foreign exchange bulletin fixed at SYP 12562 per USD throughout the month.³

³ The Central Bank of Syria. [Exchange rate bulletin](#).

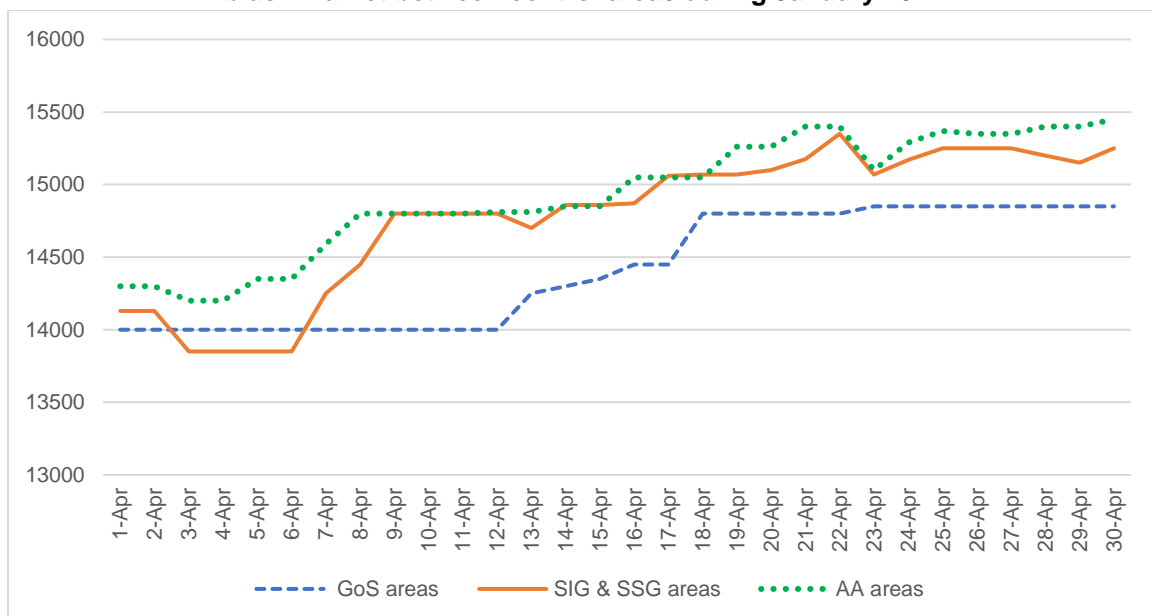
Figure (3): Changes in the exchange rate of the SYP in the unofficial market and the exchange rate of the TL against the USD during April 2024



Source: Syrian Center for Policy Research, Monthly consumer price survey in Syria 2024.

There is a noticeable discrepancy in the exchange rate of the Syrian pound against USD in the black market between the control areas in Syria, as the value of the Syrian pound against USD decreases in the AA areas, the SIG & SSG areas compared to the GoS areas. This is due to government pressure on dealing with USD in the black market, tightening sanctions, and restricting imports in the GoS areas. The average exchange rate of the Syrian pound against the USD reached SYP 14420 per USD in the GOS areas during April 2024, while it reached SYP 14933 per USD in the AA areas, and SYP 14776 per USD and the SIG & SSG areas.

Figure (4): Comparison of changes in the exchange rate of the SYP against the USD in the black market between control areas during January 2024



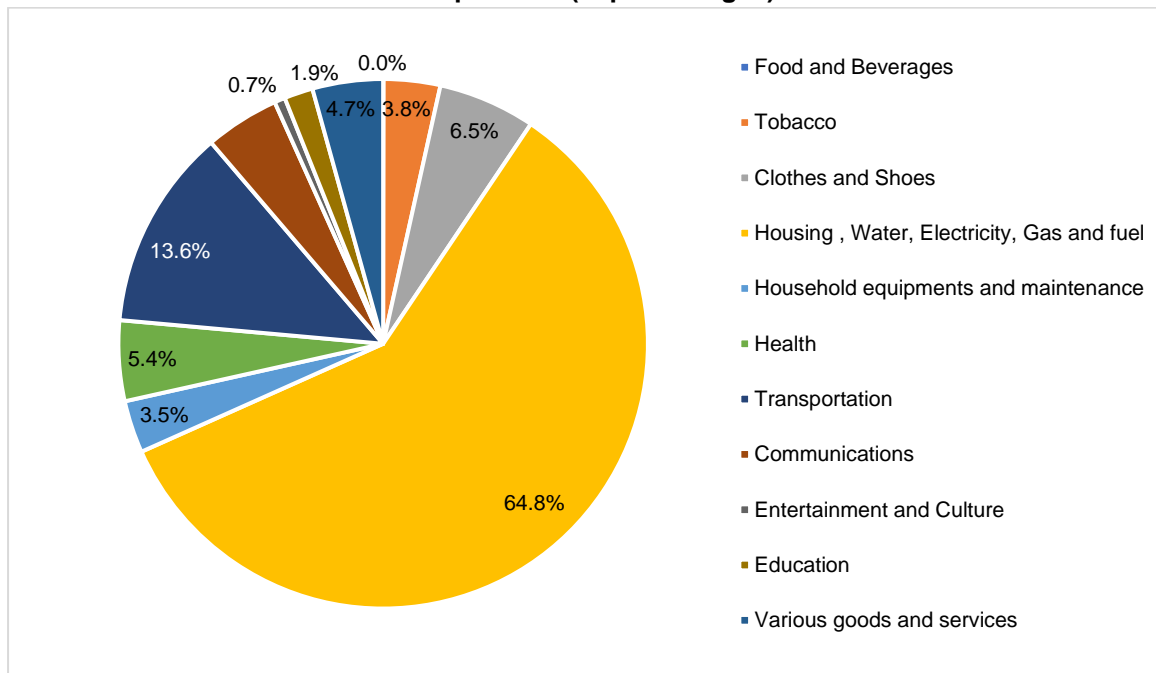
Source: Syrian Center for Policy Research, Monthly consumer price survey in Syria 2024.

3. Contributors to Inflation

In April 2024, the Housing, water, electricity, gas, and other fuel oils group⁴ contributed significantly to the monthly inflation M-o-M (with 2 per cent), making up 64.8 per cent of the total, followed by the Transportation group by 13.6 per cent, then the Clothes and shoes group by 6.5 per cent.

The contribution of the Food and non-alcoholic beverages group to the monthly inflation for April 2024 was very low due to the decrease in the prices of legumes, vegetables, fruits, eggs and cheese derivatives.

Figure (5): Contribution of major consumption groups to the monthly inflation rate (M-o-M) for April 2024 (in percentages)



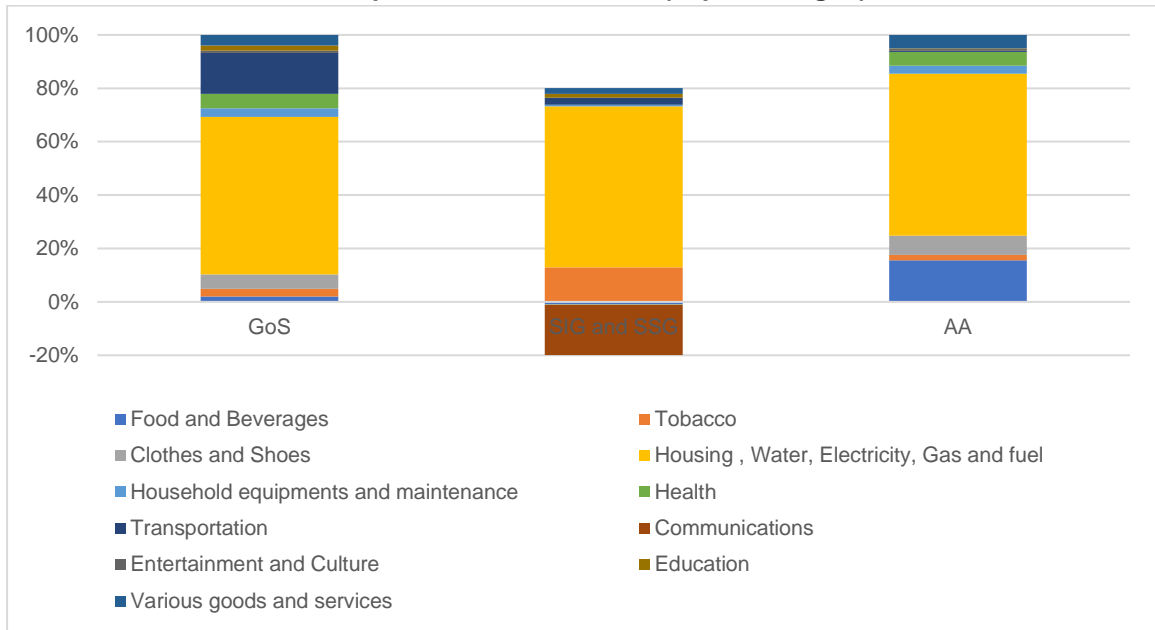
Source: Syrian Center for Policy Research, Monthly consumer price survey in Syria 2024.

The Housing, water, electricity, gas and other fuel oils group contributed with a very large percentage to the monthly inflation for all regions during April 2024, in light of the rise in the prices of fuel, building materials and house rents.

The Transportation group contributed by 24 per cent of the monthly inflation in the GoS areas, and the reason for the high contribution of this group to the monthly inflation is the rise in fuel prices and its insufficient availability.

⁴ The contribution rate to inflation means the percentage of the contribution of each consumption group to annual inflation out of 100%.

Figure (6): Contribution of major consumption groups to the monthly inflation rate (M-o-M) for April 2024 control areas (in percentages)



Source: Syrian Center for Policy Research, Monthly consumer price survey in Syria 2024.

4. Wages in Syria, April 2024

In January 2024, the wages at current prices increased slightly within Syria. The average monthly salary stood at approximately SYP 658 thousand for a university-educated employee newly appointed in the public sector. The wages in the private sector reached around SYP 910 thousand, while it counted in the civil sector at SYP 2.6 million.

Upon comparing wage levels between control areas in Syria, it is evident that wages in both the public and private sectors in the SIG & SSG areas are the highest, followed by wages in AA areas. And lastly comes the wages in GoS areas. Furthermore, the wages of the public and private sectors were lower than in the civil sector, as wages in the private and public sectors were approximately 35 and 26 per cent in the civil one within Syria.⁵

Table (2): Average monthly wages in Syria during April 2024 (SYP)

	GoS areas	SIG & SSG areas	AA areas	Whole of Syria
A- Public sector workers				
Staff wages (professor)	1,090,044	7,094,695	3,090,000	2,130,542
Staff wages (university-educated)	311,501	2,044,270	1,060,000	657,825
Staff wages (4th band)	286,038	1,249,155	1,040,000	537,264
B- Private sector workers				
Company director salary	2,494,318	5,115,649	2,775,000	2,908,356
Shop worker salary	773,604	1,657,065	983,998	909,921
C- Civil sector workers				
Staff wages (university-educated)	1,499,903	6,291,875	4,592,826	2,572,610

Note: Employees' wages in the SSG areas are denominated in USD dollars or their equivalent in Turkish lira, and those in the SIG areas are paid in Turkish lira. The wage values in this table have been converted to the Syrian pound for comparison with other areas.

Source: Syrian Center for Policy Research, Monthly consumer price survey in Syria 2024.

The inflation that occurred in April 2024 led to a decrease in the real wages⁶ of workers in the public sector in the GoS areas by 2.3 per cent compared to March 2024. Inflation also led to a decrease in the real wages of employees in the institutions of the SIG & SSG areas by 12.4 per cent, and the AA areas increased by 1.5 per cent.

The purchasing power of wages of workers in the private and civil sectors in the GoS areas witnessed an improvement of 5.2 per cent and 1.2 per cent during April 2024 compared to March 2024, as a result of wage increases in the two sectors to be alligned with the increases.

The purchasing power of wages of private and civil sector workers in the SIG & SSG areas decreased by 1 per cent and 0.8 per cent. In the AA areas, real wages of civil sector workers improved slightly by 0.2 per cent and decreased in the private sector by 1.5 per cent.

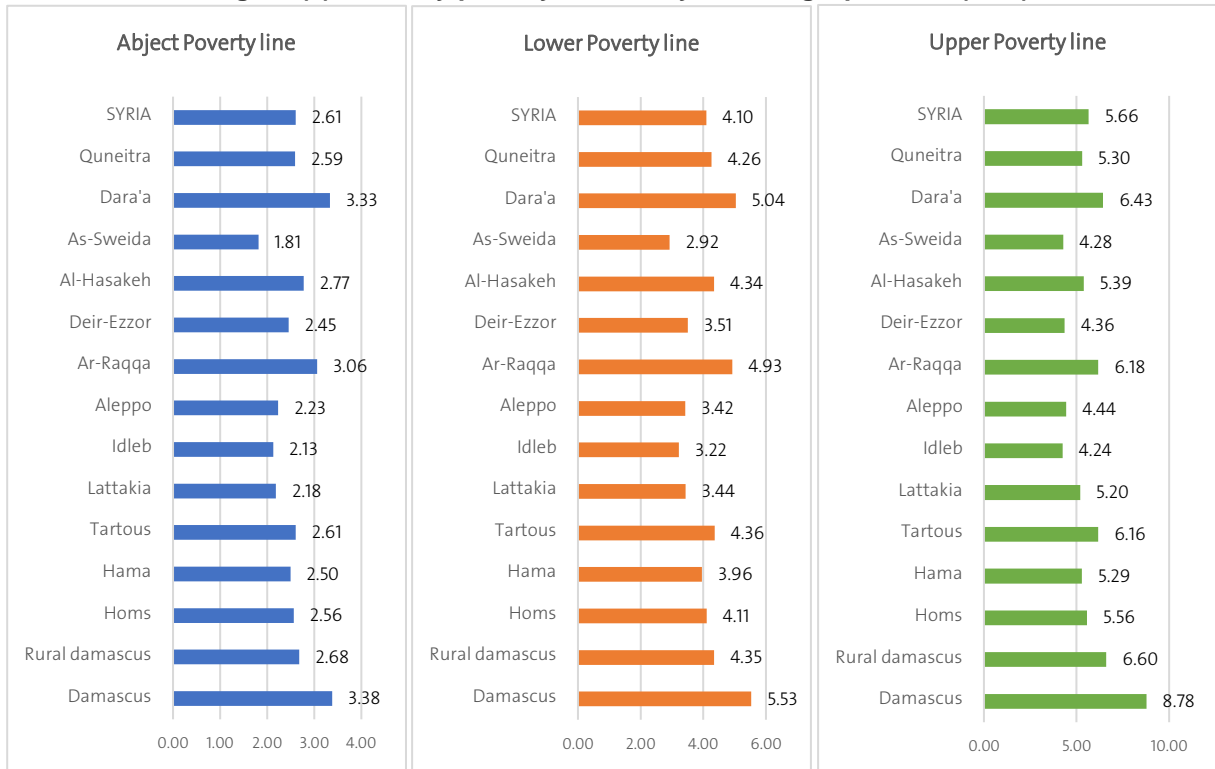
⁵ Although the wages of civil sector workers in the GoS areas are relatively high compared to public and private sector wages, they are low compared to the rest. It equates to 30 per cent of the civil sector worker wage in the AA areas and 21 per cent in the SSG and SIG areas in April 2024.

⁶ Real wages were calculated by dividing nominal wages by the CPI index. For details, see ILO. (2010). Global Wage Report 2010-2011: Wage Policies in Times of Crisis.

5. Poverty Lines in Syria, April 2024

In April 2024, the abject poverty line for families,⁷ serving as an indicator of food insecurity, rose to SYP 2.61 million per month, marking an increase of SYP 38000 from March 2024. The lower poverty line increased by SYP 60000 from the previous month to reach 4.1 million, while the upper poverty line saw an SYP 82000 increase, reaching 5.7 million. The highest values for poverty lines were recorded in the governorates of Damascus, Dara'a, and Ar-Raqqa, while As-Sweida, Idleb, Deir-Ezzor, Aleppo and Lattakia recorded the lowest poverty lines in April 2024.

Figure (7): Monthly poverty lines in Syria during April 2024 (SYP)



Source: Syrian Center for Policy Research, Monthly consumer price survey in Syria 2024.

In comparison between the control areas, the SIG & SSG areas recorded the lowest values for the three poverty lines during April 2024, with an abject poverty line of SYP 1.94 million, a lower poverty line of SYP 2.96 million, and an upper poverty line of SYP 3.87 million. In them, the AA areas topped the ranking in terms of the abject and lower poverty lines in April 2024, as the abject poverty line reached SYP 2.8 million, and the lower poverty line reached SYP 4.29 million. The GoS areas came after that, with an abject poverty line of SYP 2.59 million, and a lower poverty line of SYP 4.09 million per month. The value of the upper poverty line in the GoS areas exceeded the level of SYP 5.6 million per month, while it reached SYP 5.35 million in the AA areas.

A comparison between wages in current prices and monthly poverty lines reveals that the wage gap⁸ from the abject poverty line within Syria level in April 2024 reached about 74.8 per cent for a university-educated employee in the public sector, 65 per cent for a private sector worker, and 1.3 per cent for a civil sector worker. Notably, wages of civil sector

⁷ The poverty lines (abject, lower and upper) were calculated by measuring the impact of inflation on the 2009 poverty lines.

⁸ Equals the relative difference between the monthly wage and the poverty line. ILO. For details, see [International Labour Organization. \(2013\). Equal Pay – an introductory guide](#). Geneva.

workers in the SIG, the SSG, and the AA areas surpassed the abject poverty line by 224 per cent and 64 per cent, respectively. Wages in the civil sector in the GoS areas were 42 per cent lower than the abject poverty line, highlighting the disparity between regions and the relatively high wages of this sector compared to others in the SIG & SSG areas, and AA areas.

Table (3): Monthly wage gap from poverty lines in Syria during April 2024 (in percentages)

	GoS areas	SIG and SSG areas	AA areas	Whole of Syria
A- Wage gap from the abject poverty line				
University-educated employees in the public sector	-88.0%	5.1%	-62.2%	-74.8%
Private sector worker	-70.1%	-14.8%	-64.9%	-65.1%
Civil sector worker	-42.1%	223.5%	64.0%	-1.3%
B- Wage gap from the lower poverty line				
University-educated employees in the public sector	-92.4%	-31.0%	-75.3%	-84.0%
Private sector worker	-81.1%	-44.1%	-77.1%	-77.8%
Civil sector worker	-63.4%	112.3%	7.0%	-37.2%
C- Wage gap from the upper poverty line				
University-educated employees in the public sector	-94.5%	-47.2%	-80.2%	-88.4%
Private sector worker	-56.0%	32.1%	-48.1%	-48.6%
Civil sector worker	-73.5%	62.5%	-14.1%	-54.5%

Note: Negative (-) indicates a gap and positive (+) indicates excess.

Source: Syrian Center for Policy Research, Monthly consumer price survey in Syria 2024.

The gap between the wages of public sector employees in the GoS areas and the upper poverty line reached 94.5 per cent, and in the AA areas it reached 80 per cent, while it reached 47 per cent in the SIG & SSG areas during April 2024. This is a dangerous indicator that all government employees in the three areas receive wages that do not cover the minimum required goods and services they need, but the severity of the suffering varies between areas; public sector employees in the GoS areas are the most suffering because their wages cover only 5.5 per cent of their basic needs despite a 50 per cent increase in wages in the previous month. In contrast, the wages of employees in the AA areas cover 20 per cent of the basic needs required for a decent life, while the wages of workers in the SIG & SSG areas cover 53 per cent of the basic needs.

Appendix

Appendix (1): Consumer Price Index in Syria by Major Consumption Groups in April 2024, (2021 = 100)

	Damascus	Rural Damascus	Homs	Hama	Tartous	Lattakia	Idleb	Aleppo	Ar- Raqqa	Deir- Ezzor	Al- Hasakeh	As- Sweida	Dara'a	Quneitra	SYRIA
All commodities	854	666	679	648	779	683	440	598	682	586	824	689	720	721	647
Food and non-alcoholic beverages	680	663	687	652	703	674	439	622	590	625	755	645	682	661	635
Tobacco	503	484	469	484	513	520	336	407	374	491	511	511	507	491	472
Clothing and footwear	685	801	641	750	990	1,109	491	704	864	564	1,132	929	772	639	764
Housing, water, electricity, gas, and other fuels	1,181	741	728	674	1,010	744	538	623	1,005	558	1,068	815	845	921	731
Household equipment and maintenance	874	683	742	771	703	663	303	467	579	571	917	633	862	848	648
Health	699	789	757	654	781	879	410	619	965	604	745	703	957	681	716
Transportation	928	741	754	773	778	805	500	670	620	688	948	870	817	1,000	776
Communications	324	325	324	322	324	326	88	420	330	325	335	318	320	315	221
Culture and entertainment	536	713	652	586	835	569	310	611	868	507	871	550	741	562	626
Education	575	461	560	516	762	404	665	397	676	465	709	531	598	487	554
Various goods and services	543	636	702	660	751	616	396	624	650	539	553	775	613	625	622

Source: Syrian Center for Policy Research, Monthly consumer price survey in Syria 2024.



scpr-syria.org
info@scpr-syria.org